

## FEATURES

- Employment of suitable plastic materials to be applied to high temperature and various chemical solution
- Power consumption: 0.33W~0.45W
- Using at cooking appliances, air conditioners, audio equipments, domestic appliances, car control units, etc.



TUV FILE NO. : R09452432

## ORDERING INFORMATION

LT — 12 G S  
1      2      3      4

1. Type
2. Coil Nominal Voltage
3. Contact Rating  
G : 10A
4. Coil Sensitivity  
Nil : 0.45W  
S : 0.33W

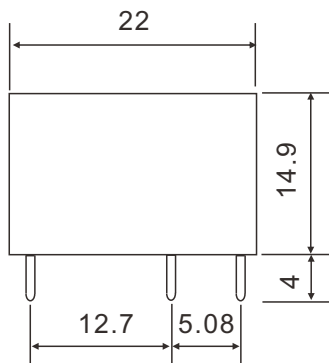
## COIL DATA(0.45W,0.33W, at 25°C)

Coil Nominal Voltage (VDC)	Resistance Tol.±10% (Ohms)		Nominal Current (mA)		Maximum Pick Up Voltage (V)	Minimum Drop Out Voltage (V)
	0.45W	0.33W	0.45W	0.33W		
3	20	27	150.0	111.1	2.1	0.3
5	56	75	89.2	62.5	3.5	0.5
6	80	110	75.0	54.5	4.2	0.6
9	180	250	50.0	36.0	6.3	0.9
12	320	440	37.5	30.0	8.4	1.2
24	1,280	1,750	18.7	13.4	16.8	2.4
48	4,600		10.4		33.6	4.8

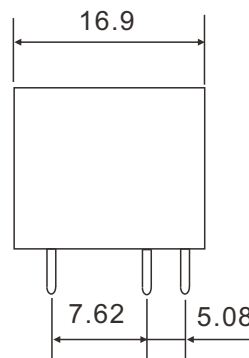
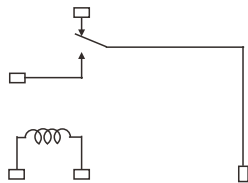
## CONTACT RATING

Resistive (Cos.θ = 1)	AC 120V / DC 24V	10A
	AC 240V	6A
Inductive (Cos.θ = 0.4)	AC 120V / DC 24V	6A
	AC 240V	3A

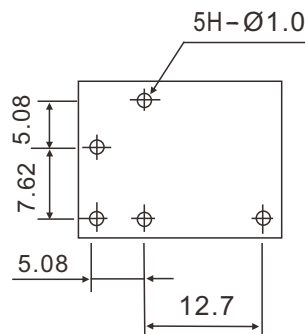
## DIMENSIONS(±0.2mm)



WIRING DIAGRAM  
(BOTTOM VIEW)



P.C.B LAYOUT  
(BOTTOM VIEW)



## GENERAL DATA

Insulation Resistance	100 MΩ Min. (DC 500V)
Dielectric Strength	750 VAC, 50/60Hz between contact.
	1,500 VAC, 50/60Hz between all elements.
Contact Material	Ag Alloy.
Contact Resistance	100 milliohms max. ( initial value )
Shock Resistance	Malfunction: 10G(11ms) ; Destructive: 100G(6ms)
Vibration Resistance	Malfunction: 10 to 55 Hz. at Double Amplitude of 1.5 mm
	Destructive: 10 to 55 Hz. at Double Amplitude of 1.5 mm
Operation Time	10 ms max.
Release Time	10 ms max.
Temperature Range	- 25°C ~ + 60°C
Expected Life	With operation rate 30/min.
	Mechanical - 10,000,000 operations min. Electrical - 100,000 operations min. at rated load.
Weight	10 grams