

FEATURES

- Plug-in/ PCB terminals are available for customer's selection.
- 60A/ 80A high current automotive relay
- 1A (1PST) contact form
- Using at automotive, direct connection with cell motors, transmission, and anti-locking braking system.



ORDERING INFORMATION

AM3 1A — 12 B P
 1 2 3 4 5

- | | |
|-------------------------|-------------------------------|
| 1. Type | 4. Cover Type |
| 2. Contact Arrangement | P : Cover for Plastic Bracket |
| A : 1 Form A(1PST-NO) | B : Plastic Cover |
| Nil : 1 Form C(1PDT) | 5. Terminal Type |
| 3. Coil Nominal Voltage | Nil : Standard Type |
| | P : P.C.B. Terminal |

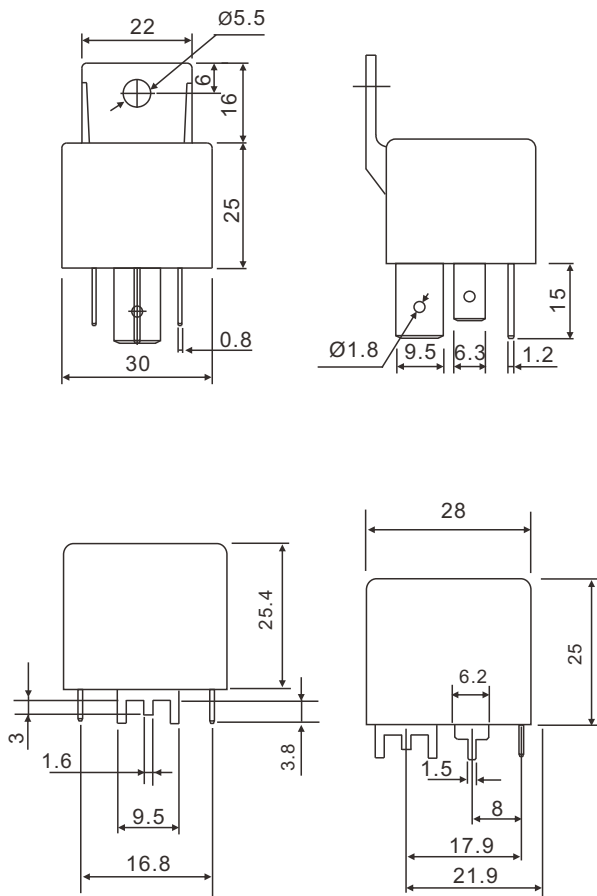
CONTACT RATING

1PDT	Resistive (Cos.θ = 1)	DC 14V	80A/60A
1PST-NO	Resistive (Cos.θ = 1)	DC 14V	80A

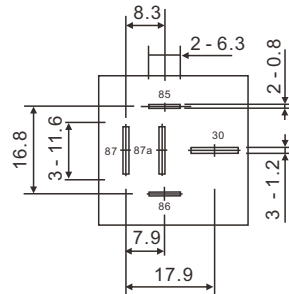
COIL DATA(1.8W, at 25°C)

Coil Nominal Voltage (VDC)	Resistance Tol.±10% (Ohms)	Nominal Current (mA)	Maximum Pick Up Voltage (v)	Minimum Drop Out Voltage (V)
6	18	333	3.6	0.6
12	72	167	7.2	1.2
24	288	83	14.4	2.4

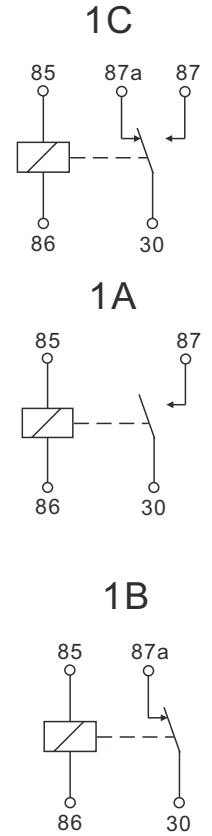
DIMENSIONS (±0.2mm)



P.C.B LAYOUT
(BOTTOM VIEW)



WIRING DIAGRAM
(BOTTOM VIEW)



GENERAL DATA

Insulation Resistance	100 M Ω Min. (DC 500V)
Dielectric Strength	500 VAC, 50/60Hz between contact.
	500 VAC, 50/60Hz between all elements.
Contact Material	Ag Alloy.
Contact Resistance	50 milliohms max. (initial value)
Shock Resistance	Malfunction: 10G(11ms) ; Destructive: 100G(6ms)
Vibration Resistance	Malfunction: 10 to 55 Hz. at Double Amplitude of 1.5 mm
	Destructive: 10 to 55 Hz. at Double Amplitude of 1.5 mm
Operation Time	7 ms max.
Release Time	5 ms max.
Temperature Range	- 40°C ~ + 85°C
Expected Life	With operation rate 30/min.
	Mechanical - 10,000,000 operations min.
	Electrical - 100,000 operations min. at rated load.
Weight	41 grams