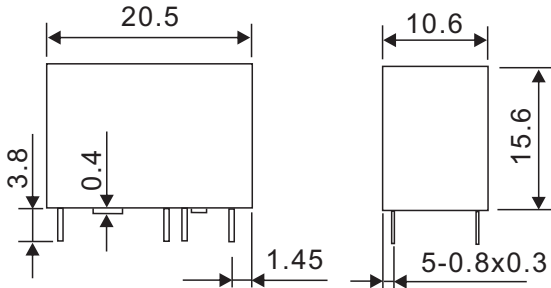


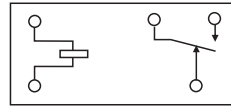


## DIMENSIONS(mm)

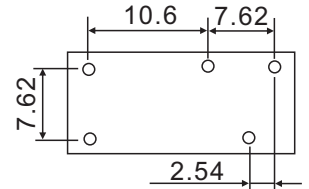
1C



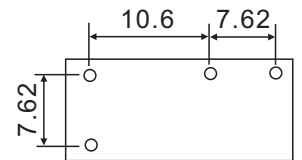
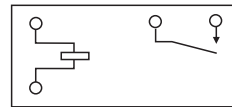
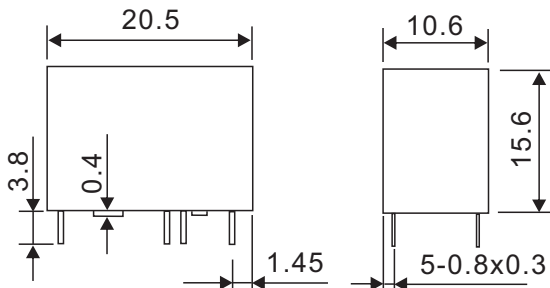
WIRING DIAGRAM  
(BOTTOM VIEW)



P.C.B LAYOUT  
(BOTTOM VIEW)



1A



## GENERAL DATA

Insulation Resistance	100 MΩ Min. (DC 500V)
Dielectric Strength	1000 VAC, 50/60Hz between contact.
	4000 VAC, 50/60Hz between all elements.
Contact Material	Ag alloy
Contact Resistance	100 milliohms max. ( initial value )
Shock Resistance	Malfunction: 30g ; Destructive: 100G(6ms)
Vibration Resistance	Malfunction: 10 to 55 Hz. at Double Amplitude of 1.5 mm
	Destructive: 10 to 55 Hz. at Double Amplitude of 1.5 mm
Operation Time	10 ms max.
Release Time	5 ms max.
Temperature Range	- 40°C ~ + 70°C
Expected Life	With operation rate 30/min.
	Mechanical - 10,000,000 operations min. Electrical - 100,000 operations min. at rated load.
Weight	7 grams